

AGT4


**connectwell**  
 THE RIGHT CONNECTION

4 sq.mm Angular Spring Clamp Ground / Earth Terminal Blocks.

Besides having angular wire entry, these Terminal Blocks have specially designed alloy feet which help in achieving very low contact resistance and vibration proof grounding with the DIN rails. They are green / yellow colour coded as per industry standards.

#### TECHNICAL DATA

Housing Material	Polymide
Product Function	Earthing/Grounding
Wire Entry Orientation	Angular Entry
Mounting Possibility	DIN 35/DIN 35-15 Rail
Operated by	Screwdriver
Rated Surge Voltage	8 KV
Pollution Degree	3

#### CONNECTION DATA

Conductor Cross Section Stranded min.	0.2 mm <sup>2</sup>
Conductor Cross Section Stranded max.	4 mm <sup>2</sup>
Conductor Cross Section AWG/Kcmil min	22 AWG
Conductor Cross Section AWG/Kcmil max	10 AWG
Conductor Cross Section Stranded with Ferrule/Lug min	0.2 mm <sup>2</sup>
Conductor Cross Section Stranded with Ferrule/Lug max	4 mm <sup>2</sup>
2 Conductors with same Cross Section Stranded min	0.2 mm <sup>2</sup>
2 Conductor with same Cross Section Stranded max	2.5 mm <sup>2</sup>
Conductor Cross Section Solid min	0.2 mm <sup>2</sup>
Conductor Cross Section Solid max	6 mm <sup>2</sup>
2 Conductors with same Cross Section Stranded with TWIN Ferrule/Lug min	0.2 mm <sup>2</sup>
2 Conductor with same Cross Section Stranded with TWIN Ferrule/Lug max	2.5 mm <sup>2</sup>
Stripping Length	15 mm


#### DIMENSIONS

Height with DIN 35 x 15 mm rail	51.6 mm
Height with DIN 35 x 7.5 mm rail	44 mm
Length	61.5 mm
Width (Thickness)	6 mm





#### ORDERING INFORMATION

CAT. NO.	DESCRIPTION	STD. PACK
AGT4	4.0 sq.mm Angular Spring Clamp Ground / Earth Terminal Block	50

#### ACCESSORIES

IMAGES	CAT. NO.	DESCRIPTION	STD. PACK
	CA701-1M	Din 35 Rail unslotted 1 meter	50

#### ACCESSORIES

IMAGES	CAT. NO.	DESCRIPTION	STD. PACK
	CA701-2M	Din 35 Rail unslotted 2 meter	50
	CA701-2M-S	Din 35 Rail slotted 2 meter	50
	CA701-1M-S	Din 35 Rail slotted 1 meter	50
	CA701-15-1M	Din 35 Rail 15 deep unslotted 1 meter	50
	CA701-15-1M-S	Din 35 Rail 15 deep slotted 1 meter	50
	CA701-15-2M	Din 35 Rail 15 deep unslotted 2 meter	50
	CA701-15-2M-S	Din 35 Rail 15 deep slotted 2 meter	50
	EPAS4	End Plate in Grey colour	50
	EPAS4BU	End Plate in Blue colour	50
	CA509/K6	Blank Marking Tag	100
	SCS0.6/3.5	Electricians Screwdriver for slotted screws	10

AGT4



**connectwell**  
THE RIGHT CONNECTION

**RATINGS AS PER STANDARDS**

STANDARDS	UL 1059	IEC/EN60947-7-1	EN60079-7
Approvals	UL	CE	ATEX
Conductor Cross Section Stranded min.	22 AWG	0.2 mm <sup>2</sup>	0.34 mm <sup>2</sup>
Conductor Cross Section Stranded max.	12 AWG	4 mm <sup>2</sup>	4 mm <sup>2</sup>
Operating Temperature Range			-40 to +75 °C
STANDARDS	EN60079-7		
Approvals	ATEX-IECex		
Conductor Cross Section Stranded min.	0.34 mm <sup>2</sup>		
Conductor Cross Section Stranded max.	4 mm <sup>2</sup>		

Website : [rujutaent.com](http://rujutaent.com)  
Email : [rujutaent@gmail.com](mailto:rujutaent@gmail.com)  
9082463426 , 8169580098  
9820825440 , 9769789105

2 of 2