


CDL4UEL2



4 sq.mm Double Level Terminal Blocks with LED indication - L2 Configuration

Double Level Terminal Block are available with DC voltage indicator with LED

TECHNICAL DATA

Rated Voltage	500 V
Rated Current	32 A
Tightening Torque	0.5 Nm
Housing Material	Polymide
Product Function	With Electronic Components: Diode/Resistor
Wire Entry Orientation	Side Entry
Mounting Possibility	DIN 32/DIN 35/DIN 35-15 Rail
Screw Size	M3
Operated by	Screwdriver
Voltages for Indication	6 V

CONNECTION DATA

Conductor Cross Section Stranded min.	0.2 mm ²
Conductor Cross Section Stranded max.	4 mm ²
Conductor Cross Section AWG/Kcmil min	22 AWG
Conductor Cross Section AWG/Kcmil max	10 AWG
Conductor Cross Section Stranded with Ferrule/Lug min	0.2 mm ²
Conductor Cross Section Stranded with Ferrule/Lug max	4 mm ²
2 Conductors with same Cross Section Stranded min	0.2 mm ²
2 Conductor with same Cross Section Stranded max	2.5 mm ²
Conductor Cross Section Solid min	0.2 mm ²
Conductor Cross Section Solid max	6 mm ²
Stripping Length	9 mm

DIMENSIONS

Height with DIN 32 rail	60.3 mm
Height with DIN 35 x 15 mm rail	63.1 mm
Height with DIN 35 x 7.5 mm rail	55.7 mm
Length	55.5 mm
Width (Thickness)	6 mm

DIODE SPECIFICATIONS

Diode Type	1N4007
Diode Reverse Voltage	1000 V
Diode Forward Current	1 A
Diode Type	1N4007
Diode Reverse Voltage	1000 V
Diode Forward Current	1 A
Diode Type	1N4007

DIODE SPECIFICATIONS

Diode Reverse Voltage	1000 V
Diode Forward Current	1 A
Diode Type	1N4007
Diode Reverse Voltage	1000 V
Diode Forward Current	1 A


ORDERING INFORMATION

CAT. NO.	DESCRIPTION	STD. PACK
CDL4UEL2-24V	4 sq mm. Terminal Block with Electronic Component in Grey Colour suitable for 24V	100

ACCESSORIES




IMAGES	CAT. NO.	DESCRIPTION	STD. PACK
	CA501-1M	Din 32 Rail unslotted 1 meter	50
	CA501-1M-S	Din 32 Rail slotted 1 meter	50
	CA501-2M	Din 32 Rail unslotted 2 meter	50
	CA501-2M-S	Din 32 Rail slotted 2 meter	50
	CA701-1M	Din 35 Rail unslotted 1 meter	50
	CA701-2M	Din 35 Rail unslotted 2 meter	50
	CA701-2M-S	Din 35 Rail slotted 2 meter	50
	CA701-1M-S	Din 35 Rail slotted 1 meter	50
	CA701-15-1M	Din 35 Rail 15 deep unslotted 1 meter	50
	CA701-15-1M-S	Din 35 Rail 15 deep slotted 1 meter	50
	CA701-15-2M	Din 35 Rail 15 deep unslotted 2 meter	50
	CA701-15-2M-S	Din 35 Rail 15 deep slotted 2 meter	50
	EPCDL4U	End Plate in Grey colour suitable for CDL4U / CDL4U(I,S) / CDL4U(E) Terminal Block	50
	CA703/1	Permanent Shorting Link for 2 way shorting	100
	CA704/1	Permanent Shorting Link for 3 way shorting	100
	CA705/1	Permanent Shorting Link for 4 way shorting	100
	CA732/10	Permanent Shorting Link for 10 way shorting	100
	CA732/10-A	Permanent Shorting Link (Breakable) for 10 way shorting	100
	CA732/100	Permanent Shorting Link for 100 way shorting	100
	CA607/S/Q	Shorting Sleeve and Screw	100

CDL4UEL2



connectwell
THE RIGHT CONNECTION

ACCESSORIES

IMAGES	CAT. NO.	DESCRIPTION	STD. PACK
	CA509/K2	Marking Tag Blank suitable for CDL4U / CDL4U(I.S) / CTL2.5U / CTL2.5UH / CTL2.5UL / CTL2.5HUL / CTL2.5U(I.S) / CTL2.5U(I.S)D2 / CGMT4 / CSFL4U / CSFL4U(L) / CMT4 / CMB4 / ASF4 / ASF4(L) / CTS2.5()	100
	CDL4USP	Spacer for Double Level Terminal Block	10
	SCS0.6/3.5	Electricians Screwdriver for slotted screws	10

APPROVALS



CIRCUIT DIAGRAM

Hello, world!

RATINGS AS PER STANDARDS

STANDARDS	UL 1059	CSA C.22.2 No:158	DIN EN60947-7-1
Approvals	UL	CSA	CE
Conductor Cross Section Stranded min.	22 AWG	22 AWG	0.2 mm ²
Conductor Cross Section Stranded max.	10 AWG	10 AWG	4 mm ²
Rated Voltage	600 V	300 V	500 V
Rated Current	35 A	25 A	32 A
Tightening Torque	7 lb-in	7 lb-in	0.5 Nm

Website : rujutaent.com
 Email : rujutaent@gmail.com
 9082463426 , 8169580098
 9820825440 , 9769789105