


CDS6U/TS



connectwell
THE RIGHT CONNECTION

6 sq.mm Disconnect & Test Terminal Blocks

The CDS6U/TS Disconnect & Test Terminal Block is used for measuring, control and regulatory circuits. they provide a clear functional advantage for devices having utility instruments and associated transformers. Separate testing points facilitate insertion of test probes. Disconnection is achieved by means of a slide link operated with a screw driver. in cds6u/ts, the insulates test point screw system(TPSSL) is integrated.

TECHNICAL DATA

Rated Voltage	630 V
Rated Current	41 A
Tightening Torque	0.8 Nm
Housing Material	Polymide
Product Function	Sliding Type Disconnect and Test
Wire Entry Orientation	Side Entry
Mounting Possibility	DIN 32/DIN 35/DIN 35-15 Rail
Screw Size	M3.5
Operated by	Screwdriver
Rated Surge Voltage	8 KV
Pollution Degree	3

CONNECTION DATA

Conductor Cross Section Stranded min.	0.2 mm ²
Conductor Cross Section Stranded max.	6 mm ²
Conductor Cross Section AWG/Kcmil min	22 AWG
Conductor Cross Section AWG/Kcmil max	8 AWG
Conductor Cross Section Stranded with Ferrule/Lug min	0.2 mm ²
Conductor Cross Section Stranded with Ferrule/Lug max	6 mm ²
2 Conductors with same Cross Section Stranded min	0.2 mm ²
2 Conductor with same Cross Section Stranded max	4 mm ²
Conductor Cross Section Solid min	0.2 mm ²
Conductor Cross Section Solid max	10 mm ²
2 Conductors with same Cross Section Stranded with TWIN Ferrule/Lug min	0.2 mm ²
2 Conductor with same Cross Section Stranded with TWIN Ferrule/Lug max	4 mm ²
Stripping Length	10 mm
Internal Cylindrical Gauge	A5

DIMENSIONS

Height with DIN 32 rail	56.7 mm
Height with DIN 35 x 15 mm rail	59.2 mm
Height with DIN 35 x 7.5 mm rail	51 mm
Length	82 mm
Width (Thickness)	8 mm


ORDERING INFORMATION

CAT. NO.	DESCRIPTION	STD. PACK
CDS6U/TS	6 sq.mm disconnect & Test Terminal Block in Grey colour	20
CDS6U/TSBU	6 sq.mm disconnect & Test Terminal Block in Blue colour	20

ACCESSORIES

IMAGES	CAT. NO.	DESCRIPTION	STD. PACK
	CA501-1M	Din 32 Rail unslotted 1 meter	50
	CA501-1M-S	Din 32 Rail slotted 1 meter	50
	CA501-2M	Din 32 Rail unslotted 2 meter	50
	CA501-2M-S	Din 32 Rail slotted 2 meter	50
	CA701-1M	Din 35 Rail unslotted 1 meter	50
	CA701-2M	Din 35 Rail unslotted 2 meter	50
	CA701-2M-S	Din 35 Rail slotted 2 meter	50
	CA701-1M-S	Din 35 Rail slotted 1 meter	50
	CA701-15-1M	Din 35 Rail 15 deep unslotted 1 meter	50
	CA701-15-1M-S	Din 35 Rail 15 deep slotted 1 meter	50
	CA701-15-2M	Din 35 Rail 15 deep unslotted 2 meter	50
	CA701-15-2M-S	Din 35 Rail 15 deep slotted 2 meter	50
	CA702	End Clamp in Polyamide 66 suitable for Din 32 / Din 35 / Din 35-15 Rails	50
	CA802	End Clamp in Polyamide suitable for Din 35 / Din 35-15 Rails	50
	EPCDS6U	End Plate in Grey colour	50
	CA723/2	Pre Assembled Shorting Link assemblies with 2 poles	100
	CA723/3	Pre Assembled Shorting Links assemblies with 3 poles	50
	CA723/4	Pre assembled Shorting Link assemblies with 4 poles	50
	CA723/5	Pre assembled Shorting Link assemblies with 5 poles	50
	CA723/6	Pre assembled Shorting Link assemblies with 6 poles	10
	CA723/7	Pre assembled Shorting Link assemblies with 7 poles	10
	CA723/10	Pre Assembled Shorting Links assemblies with 10 poles	10

CDS6U/TS




connectwell
THE RIGHT CONNECTION

ACCESSORIES

IMAGES	CAT. NO.	DESCRIPTION	STD. PACK
	SLS2	2 Pole Slide shorting Link for CDS6U Terminal Block	50
	SLS4	4 Pole Slide shorting Link for CDS6U Terminal Block	25
	SWCDS	Switchable Link Assembly for CDS6U Terminal Block	50
	SLS3	3 Pole Slide shorting Link for CDS6U Terminal Block	50
	QJ8/2	2 Pole shorting Plug for CDS6U Terminal Block	25
	CA509/K8	Marking Tag with Vertical printing.	100
	SCS0.8/4	Electricians Screwdriver for slotted screws	10
	LCCDS	Lock Out Cap for CDS6U Terminal Block	50

APPROVALS



NOTES

These disconnecting Terminal Blocks are not suitable for interrupting load. The supply must be switched off before operating the disconnecting Link.

RATINGS AS PER STANDARDS

STANDARDS	UL 1059	IEC/EN60947-7-1	CSA C.22.2 No:158
Approvals	UL	CE	CSA
Conductor Cross Section Stranded min.	22 AWG	0.2 mm ²	22 AWG
Conductor Cross Section Stranded max.	8 AWG	6 mm ²	8 AWG
Rated Voltage	600 V	630 V	600 V
Rated Current	45 A	41 A	45 A
Tightening Torque	14 lb-in	0.8 Nm	14 lb-in