


DDFL4U



4 sq.mm Double Level Fuse Terminal Blocks.

These blocks have fuse carrier link on the top level and a separate feed through terminal connection at the lower level. This eliminates the use of additional Terminal Block

TECHNICAL DATA

Rated Voltage	800 V
Rated Current	6.3 A
Tightening Torque	0.5 Nm
Housing Material	Polymide
Product Function	Double Level
Wire Entry Orientation	Side Entry
Mounting Possibility	DIN 32/DIN 35/DIN 35-15 Rail
Screw Size	M3
Operated by	Screwdriver
Rated Surge Voltage	5 KV
Pollution Degree	3

CONNECTION DATA

Conductor Cross Section Stranded min.	0.2 mm ²
Conductor Cross Section Stranded max.	4 mm ²
Conductor Cross Section AWG/Kcmil min	22 AWG
Conductor Cross Section AWG/Kcmil max	10 AWG
Conductor Cross Section Stranded with Ferrule/Lug min	0.2 mm ²
Conductor Cross Section Stranded with Ferrule/Lug max	4 mm ²
2 Conductors with same Cross Section Stranded min	0.2 mm ²
2 Conductor with same Cross Section Stranded max	2.5 mm ²
Conductor Cross Section Solid min	0.2 mm ²
Conductor Cross Section Solid max	6 mm ²
2 Conductors with same Cross Section Stranded with TWIN Ferrule/Lug min	0.2 mm ²
2 Conductor with same Cross Section Stranded with TWIN Ferrule/Lug max	2.5 mm ²
Stripping Length	9.5 mm
Internal Cylindrical Gauge	A4

DIMENSIONS

Height with DIN 32 rail	71.4 mm
Height with DIN 35 x 15 mm rail	74.3 mm
Height with DIN 35 x 7.5 mm rail	67.4 mm
Length	88 mm
Width (Thickness)	8 mm

FUSE SPECIFICATIONS

Fuse Type	Cartridge glass fuse
-----------	----------------------

FUSE SPECIFICATIONS

Fuse Size	5x20 mm
Fuse Current Rating	6.3 A


ORDERING INFORMATION

CAT. NO.	DESCRIPTION	STD. PACK
DDFL4U	4 sqmm Double Level Fuse Terminal Block in Grey colour.	20
DDFL4UR	4 sqmm Double Level Fuse Terminal Block in Red colour.	20
DDFL4UY	4 sqmm Double Level Fuse Terminal Block in Yellow colour.	20
DDFL4UBU	4 sqmm Double Level Fuse Terminal Block in Blue colour.	20

ACCESSORIES

IMAGES	CAT. NO.	DESCRIPTION	STD. PACK
	CA501-1M	Din 32 Rail unslotted 1 meter	50
	CA501-1M-S	Din 32 Rail slotted 1 meter	50
	CA501-2M	Din 32 Rail unslotted 2 meter	50
	CA501-2M-S	Din 32 Rail slotted 2 meter	50
	CA701-1M	Din 35 Rail unslotted 1 meter	50
	CA701-2M	Din 35 Rail unslotted 2 meter	50
	CA701-2M-S	Din 35 Rail slotted 2 meter	50
	CA701-1M-S	Din 35 Rail slotted 1 meter	50
	CA701-15-1M	Din 35 Rail 15 deep unslotted 1 meter	50
	CA701-15-1M-S	Din 35 Rail 15 deep slotted 1 meter	50
	CA701-15-2M	Din 35 Rail 15 deep unslotted 2 meter	50
	CA701-15-2M-S	Din 35 Rail 15 deep slotted 2 meter	50
	CA202	End Clamp in Polyamide suitable for Din 35 / Din 35-15 Rails	25
	CA702	End Clamp in Polyamide 66 suitable for Din 32 / Din 35 / Din 35-15 Rails	50
	CA802	End Clamp in Polyamide suitable for Din 35 / Din 35-15 Rails	50
	EPDDFL4U	End Plate in Grey colour suitable for DDFL4U / DDFL4U(E) / DDFL4ULR / DDFL4U(E)LR Terminal Block	25

DDFL4U


connectwell
 THE RIGHT CONNECTION

ACCESSORIES

IMAGES	CAT. NO.	DESCRIPTION	STD. PACK
	CA729/2	Pre assembled Shorting Link for 2 way shorting	100
	CA729/3	Pre assembled Shorting Link for 3 way shorting	50
	CA729/4	Pre assembled Shorting Link for 4 way shorting	50
	CA729/10	Pre assembled Shorting Link for 10 way shorting	10
	CA749/2	Insulated Pre assembled Shorting Link for 2 way shorting	100
	CA749/3	Insulated Pre assembled Shorting Link for 3 way shorting	50
	CA749/4	Insulated Pre assembled Shorting Link for 4 way shorting	50
	CA749/10	Insulated Pre assembled Shorting Link for 10 way shorting	10
	CA711/2	External Comb Type Shorting Link available in 2 Pole	100
	CA711/3	External Comb Type Shorting Link available in 3 Pole	50
	CA711/4	External Comb Type Shorting Link available in 4 Pole	50
	CA711/10	External Comb Type Shorting Link available in 10 Pole	20
	CA703/6	Permanent Shorting Link for 2 way shorting	100
	CA704/6	Permanent Shorting Link for 3 way shorting	100
	CA705/6	Permanent Shorting Link for 4 way shorting	100
	CA737/10	Permanent Shorting Link for 10 way shorting	100
	CA707/S/Q/3	Shorting Sleeve and Screw suitable for CSFL4U / CSFL4U(L) / CF4U / CF4U(L) / DDFL4U / DDFL4U(E) Terminal Blocks	100
	CA509/K2	Marking Tag Blank suitable for CDL4U / CDL4U(I.S) / CTL2.5U / CTL2.5UH / CTL2.5UL / CTL2.5HUL / CTL2.5U(I.S) / CTL2.5U(I.S)D2 / CGMT4 / CSFL4U / CSFL4U(L) / CMT4 / CMB4 / ASF4 / ASF4(L) / CTS2.5	100
	CA509/K8	Marking Tag with Vertical printing.	100
	SCS0.6/3.5	Electricians Screwdriver for slotted screws	10

APPROVALS



RATINGS AS PER STANDARDS


STANDARDS

UL 1059

CSA C.22.2 No:158

IEC/EN60947-7-1

DDFL4U



connectwell
THE RIGHT CONNECTION

RATINGS AS PER STANDARDS

	UL	CSA	CE
Approvals	UL	CSA	CE
Conductor Cross Section Stranded min.	22 AWG	22 AWG	0.2 mm ²
Conductor Cross Section Stranded max.	10 AWG	10 AWG	4 mm ²
Rated Voltage	600 V	600 V	800 V
Rated Current	6.3/35 A	6.3/35 A	6.3/32 A
Tightening Torque	7 lb-in	7 lb-in	0.5 Nm

Website : rujutaent.com
Email : rujutaent@gmail.com
9082463426 , 8169580098
9820825440 , 9769789105